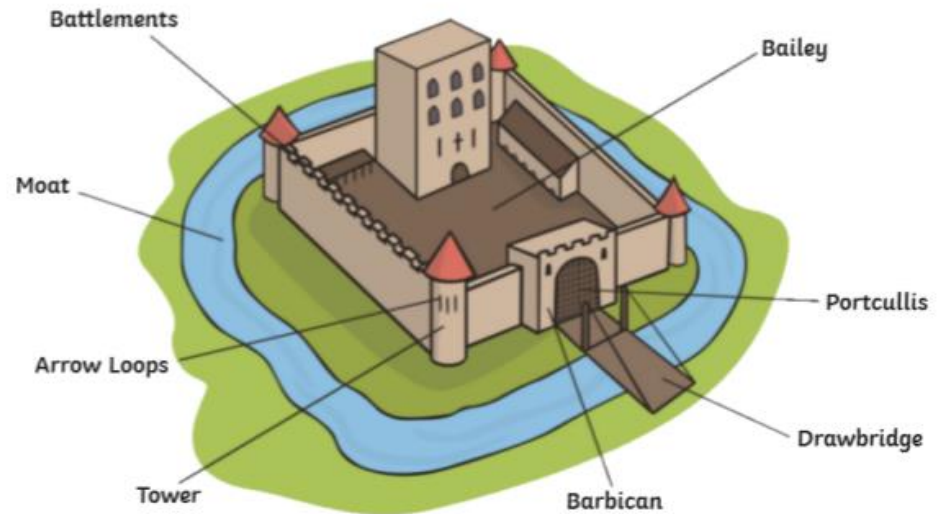


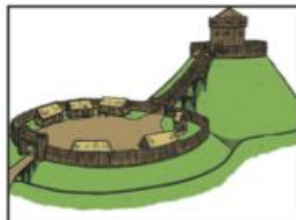
Key vocabulary	
castle	A large, strong building, designed to protect the people inside from attack.
arrow loop	A narrow slit in a castle wall where arrows could be fired
barbican	Part of the outer defence of a castle, used to help defend the entrance to a castle
battlements	Found at the top of a castle's wall, with openings to shoot through and raised sections for protection
drawbridge	A bridge, which can be raised and lowered, often found over a castle's moat.
moat	A deep, wide ditch, surrounding a castle. Often filled with water.
tower	A tall, narrow building.
portcullis	A strong, heavy spiked barrier that can be lowered to block an entrance.

Parts of a Castle



Where were castles built?
<ul style="list-style-type: none"> - near a source of water - on hills or cliffs - where there were resources already

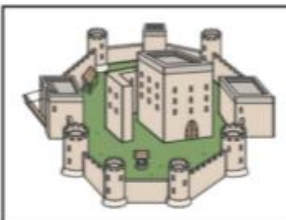
Why were castles built?
<ul style="list-style-type: none"> - to control the surrounding area - defend against enemy attack - launch weapons to attack enemies



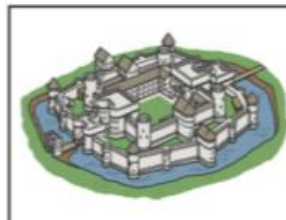
motte and bailey castle built from wood



stone keep motte and bailey castle



stone keep castle with stone curtain walls



concentric castle



courtyard castle and moat



fortified manor house